



**NORDELETRONICA**

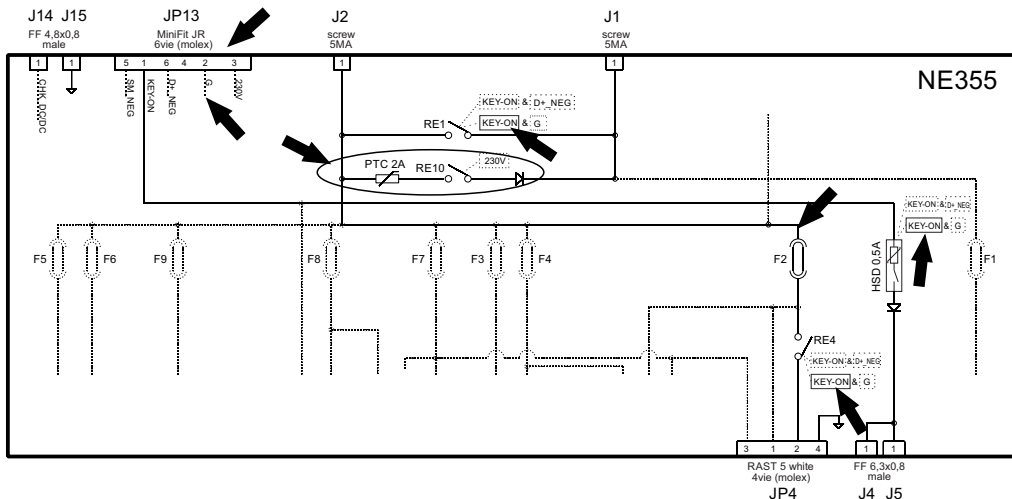
NE185 DERIVATOR

REPLACEMENT

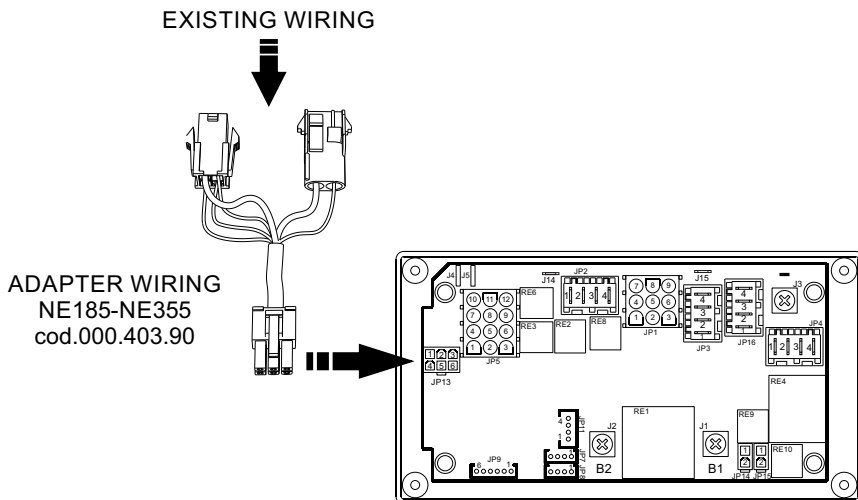
WITH THE

NE355 DERIVATOR

# DIFFERENCE BETWEEN NE185 AND NE355



## USE THE ADAPTER WIRING TO CONNECT THE NE355 DERIVATOR

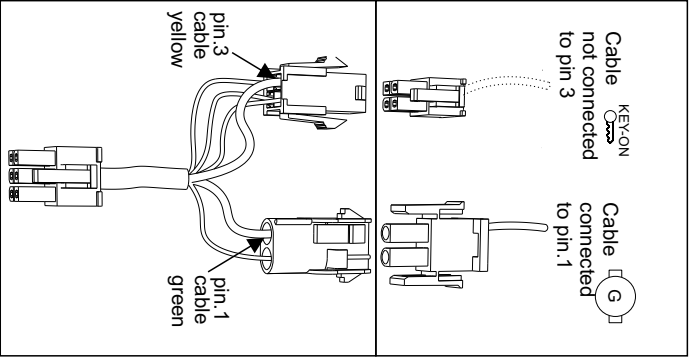


# IF USE ONLY ALTERNAR SIGNAL CABLE

ADAPTER CABLE HARNESS ONLY IF:

THE SIGNAL OF THE ALTERNATOR IS USED WITHOUT THE KEY SIGNAL TO CONNECT THE TWO BATTERIES

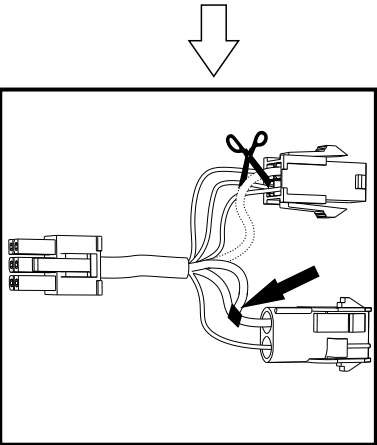
## EXISTING WIRING



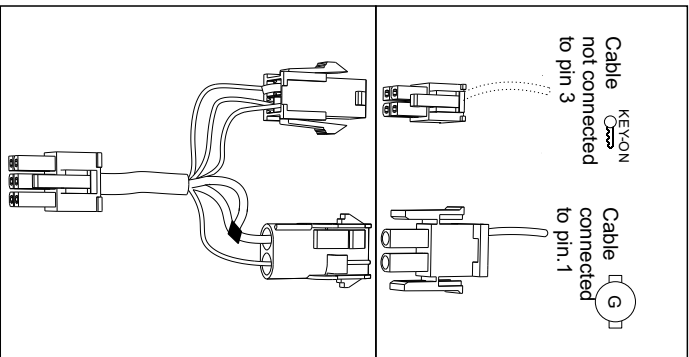
Cut the yellow cable (pin3)

AND

connect the yellow cable to the green cable (pin1)



## EXISTING WIRING





Viale delle Industrie 6A - ITALY  
31018 Z.I. ALBINA DI GAIARINE (TV)  
Tel. +39 0434 759420  
[www.nordelettronica.it](http://www.nordelettronica.it)